


Black line = Mountain Fold
 Red Line = Valley Fold
 Blue Line = Valley Fold




Once all folded,
 looks like this




Turn over and put
 tape as shown here



Punch a circle with a 3 in.
 or a 3 1/2 in. circle punch,
 then fold the circle in half



Attach to the inside of
 your card as shown. Try
 to make parallel with
 the edge of your card.
 Put the point up to the
 fold in the card



Put the folded circle on
 the 2 tabs as shown

